

UTG

Shut-off, Balancing And Gas Damper



UTG equipped with pneumatic actuator, junction box and solenoid valve

Halton UTG dampers are used to shut-off and balance airflow rates in high pressure ductwork. Dampers meet international standards for rectangular and round ducts. In the open position, the blades face the direction of flow and do not cause a significant pressure loss. The UTG is used as a shut-off, gas and balancing damper in applications where tightness and reliability are important.

- For shut-off and balancing of air intake and exhaust
- ATEX approved. Shock tested
- Closed damper fullfills the leakage requirement of NORSOK. Leakage class of closed damper according to prEN 1751 class 3 (tested size 1000x1000 mm VTT test report no. RTE4302/04)

- Outer frame of galvanized, painted or stainless steel. Blades of galvanized or stainless steel with double sheet construction, silicon sealings. Maintenance-free stainless steel bearings and shafts
- Electrical, pneumatical or manual operation system available
- UTG dampers can be supplied with connection pieces for round duct
- Maximum duct pressure for damper construction 5000 Pa and maximum air velocity 15 m/s. In case of high duct pressure, contact Halton Marine for finding the most suitable solution.

PART	MATERIAL	FINISHING	NOTE
Frame	Carbon steel	Painted or galvanized	-
Frame	Stainless steel	-	-
Blades	Steel	Galvanized	-
Blades	Stainless steel	-	-
Maintenance-free bearings	Stainless steel	-	Bronze bearings available as option
Shafts	Stainless steel	-	-

UTG DIMENSIONS AND MATERIAL THICKNESS

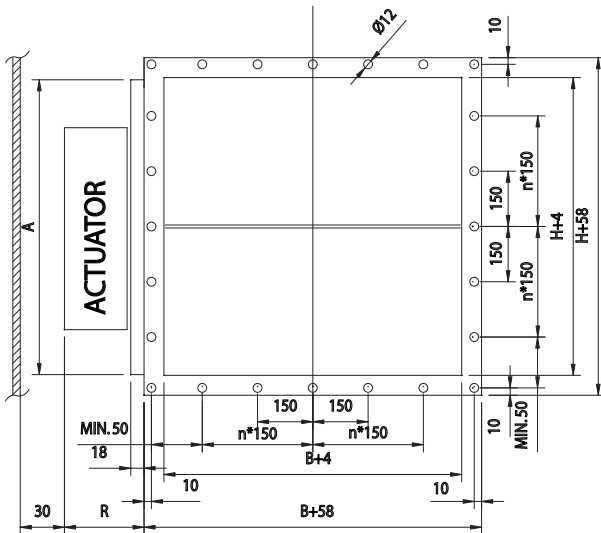
UTG shut-off, gas and balancing dampers meet international standards for both rectangular (width B 100-1200 mm and height H 100-1600 mm, 1 mm division) and circular ducts (Ø100-1250 mm). Non-standard dimensions are available on request. Standard flange width 27 mm. Flanges and drilling also available according to ISO 15138 standards. Modular construction sizes available up to 2400X3200 mm. Frame thickness 3 mm.

Actuator effect on dimensions

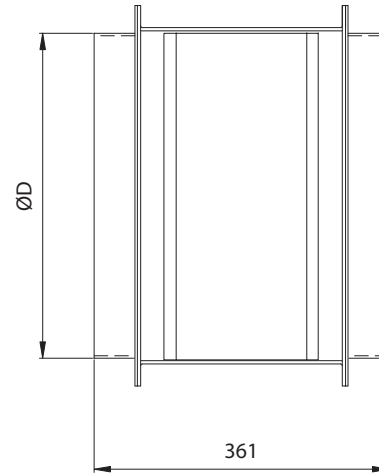
ACTUATOR		DIMENSIONS	
		R	A
Manual	Handle	95	H
Electrical	GGA 326.1E	100	H _{≤300} = 300 H _{>300} = H
Pneumatic PNL	Linear actuator 245/300 N	170	H _{≤500} = 500 H _{>500} = H
Pneumatic PNR	Pneumatic rotating actuator AT100	170	H _{≤300} = 300 H _{>300} = H

The above table contains only some examples of actuators and their effect on dimensions.

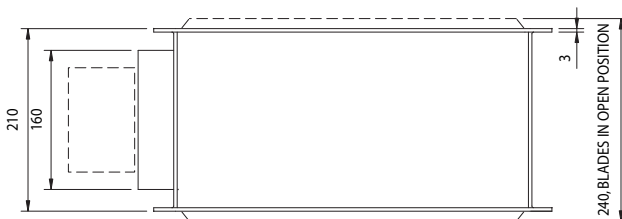
GENERAL UTG DRAWING



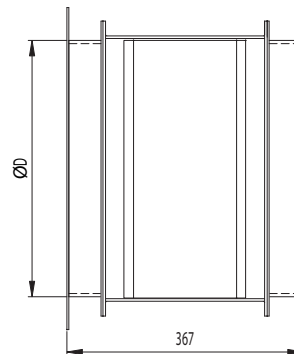
UTG CIRCULAR CONNECTIONS



GENERAL UTG DRAWING, TOP



UTG CIRCULAR, WITH CONNECTION FLANGES



WEIGHTS OF STANDARD HALTON MARINE UTG DAMPERS (KG) without an actuator

H / Height mm	B / Width (mm)												D2 mm	ØD mm	Weight kg
	100	200	300	400	500	600	700	800	900	1000	1100	1200			
100	4	6	7	9	10	12	13	15	16	17	19	20	100	7	
200	6	8	9	11	13	14	16	17	19	21	22	24	125	8	
300	8	10	12	14	15	17	19	21	22	24	26	28	160	11	
400	10	12	14	16	18	20	22	23	25	27	29	31	200	12	
500	13	15	17	19	21	23	25	28	30	32	34	36	250	17	
600	15	17	19	21	24	26	28	30	33	35	37	39	315	19	
700	17	20	22	25	27	29	32	34	37	39	42	44	400	26	
800	19	22	24	27	29	32	35	37	40	43	45	48	500	34	
900	21	24	27	30	33	36	38	41	44	47	50	53	630	44	
1000	23	26	29	32	35	38	41	44	47	50	53	56	800	59	
1100	26	29	32	35	38	42	45	48	51	55	58	61	1000	80	
1200	27	31	34	37	41	44	48	51	54	58	61	64	1250	110	
1300	30	33	37	41	44	48	51	55	58	62	66	69			
1400	32	35	39	43	47	50	54	58	61	65	69	73			
1500	34	38	42	46	50	54	58	62	66	70	74	77			
1600	36	40	44	48	52	56	60	65	69	73	77	81			

Examples of actuator weights: UTG-EL GGA 326.1E 2,3 kg, GNA 326.1E 1,3 kg, BF230 +3,2 kg, BLF230 +1,7 kg, ExMax/Redmax +3,5 kg, UTG-PNR AT100 +2,1 kg, AT100 as AISI316 4,4 kg, AT50 1,2 kg, UTG-PNL Roder +4 kg, UTG-MAN + 1 kg.

UTG - Shut-off, Balancing And Gas Damper

Halton
MARINE